

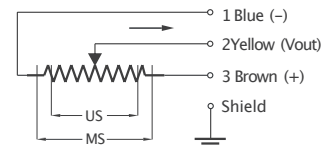
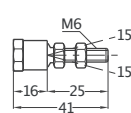
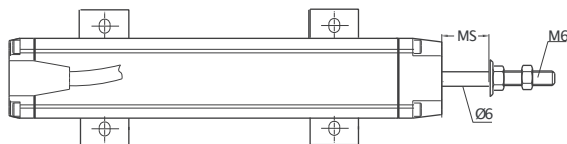
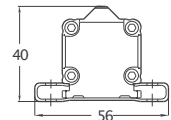
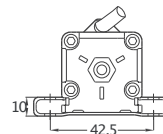
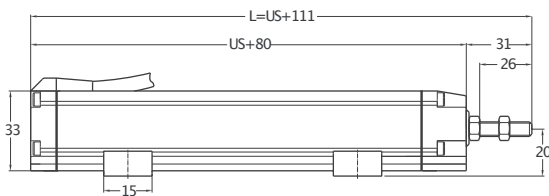
- Measuring range 30 – 1000mm
- 100million movements life
- <0.01repeatability
- Infinite resolution
- 5 kOhm : 30 – 600 mm
- 10 kOhm : 650 – 1000mm



**Technical Specifications**

Measurement stroke	30 – 1000 mm
Linearity	±%0,05 (>200mm), ±%0,1(130–200mm), ±%0,2 (75–130 mm), ±%0,5 (<75 mm)
Repeatability	<0.01 mm
Resolution	Infinite
Resistance	5 kOhm : 30 – 600 mm 10 kOhm : 650 – 1000 mm
Resistance tolerance	±%20
Load resistance	100 kOhm min.
Recommended wiper current	<1 μA
Permissible applied voltage	28 VDC max.
Electrical connections	1 m cable (standard)
Displacement speed	<5 m/s
Mechanical life	100million movement
Case dimensions	33 mm x 33 mm
Case material	Anodized aluminium
Rod material	Stainless steel
Rod diameter	Ø6 mm
Mechanical fixing	Variable brackets
Protection level	IP 65
Operating temperature	-20°C ... +80°C
Storage temperature	-30°C ... +90°C

**Mechanical Specifications**



MRTK (mm)	30	50	75	100	125	130	150	175	200	225	250	275	300	325	350	375	400	450	500	550	600	650	700	750	800	850	900	1000
US (Usefull stroke)	30	50	75	100	125	130	150	175	200	225	250	275	300	325	350	375	400	450	500	550	600	650	700	750	800	850	900	1000
MS (Mechanical stroke)	34	54	79	104	129	134	154	179	204	229	254	279	304	329	354	379	404	454	504	554	604	654	704	754	804	854	904	1004
L (Total stroke)	141	161	186	211	236	241	261	286	311	336	361	386	411	436	461	486	511	561	611	661	711	761	811	861	911	961	1011	1111

**Ordering Procedure**

Model	Measurement stroke (mm)	Linearity (%)	Resistance (kOhm)	Cable
MRTK	500	D	5K	1M
MRTK	30 – 1000 mm	A: ±%0,5 (<75mm), B: ±%0,2 (75 – 130mm), C: ±%0,1 (130 – 200mm), D: ±%0,05 (>200mm)	5K : 5 kOhm (30 – 600mm) 10K : 10 kOhm (650 – 1000mm)	1M : 1 meter cable(standard) 2M5 : 2.5 meter cable